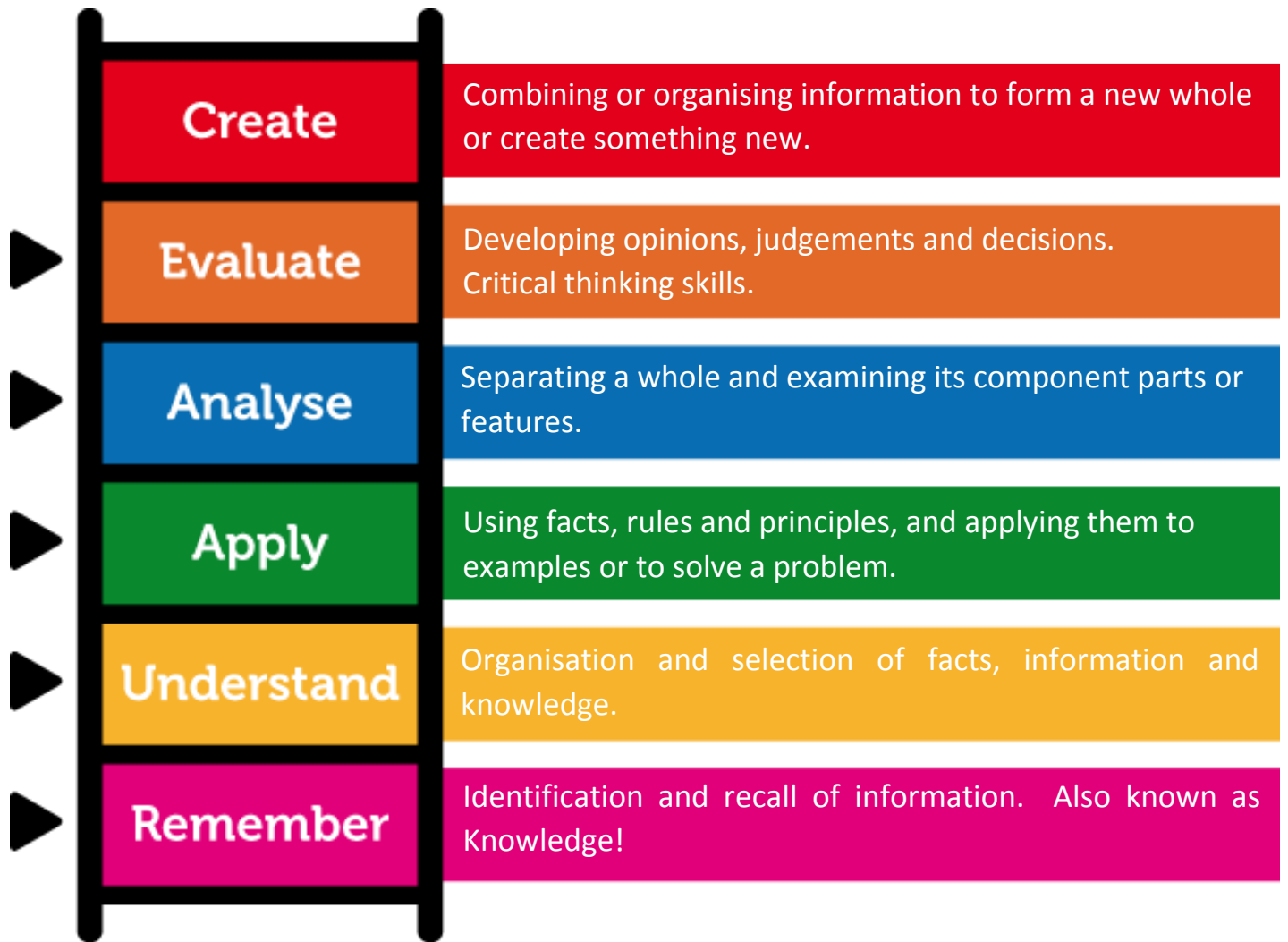




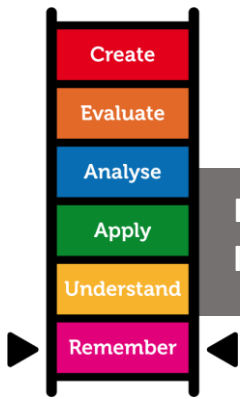
The Challenge Ladder

The Challenge Ladder



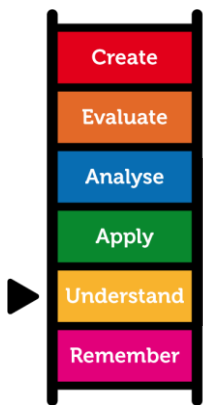
The Challenge Ladder

Remembering (Knowledge) Tasks



Identification and recall of information at the shallowest level. Also known as Knowledge (A01).

- 1 Write down everything you can remember about the topic from memory.
- 2 Write down all the key terms for the topic and define them.
- 3 Create an Acronym using the first letter of all the key terms, to help you remember them!
- 4 Reproduce everything you can remember on the topic onto small flashcards.
- 5 Play key word hang man with another student.
- 6 Write out everything you can remember on a topic and highlight the most important points. Colour code.
- 7 Write everything you know about a topic in 10 key bullet points.



The Challenge Ladder

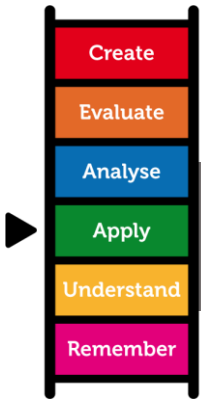
Understanding Tasks

Organisation and selection of facts, information and knowledge to show you understand (A01).

- 1 Pick out 5 key points on the topic and explain them in your own words.
- 2 Reduce the key points down to under 200 words.
- 3 Pretend the examiner is thick. Explain all the key points as if you are telling someone who knows nothing about it.
- 4 Brief summaries. Summarise each of the key points in under 50 words each.
- 5 Hungry Caterpillar: Place all the key terms from today's learning in a logical order to form a caterpillar. Write a paragraph underneath explaining how they link together.
- 6 Pick out a number of key terms and explain what they mean verbally (out loud) to a friend.
- 7 Create true or false cards. On one side of the card write a statement, on the reverse write whether it is true or false and why. Test yourself.

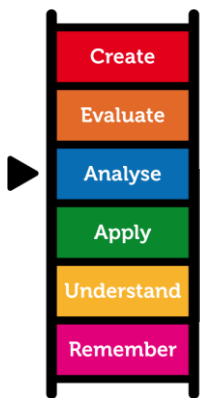
The Challenge Ladder

Application Tasks



Using facts, rules and principles, and applying them to examples or to solve a problem. Applying A01.

- 1 Explain why the topic is significant or important.
- 2 Explain a real life example for each key point.
- 3 Explain how each of the topics relate or link together.
- 4 Find/research a real life piece of evidence or news which illustrates the topic.
- 5 Apply the topic to your own life. How does it relate to you?
- 6 Think about the topic and explain it using a cartoon character, TV character or celebrity.
- 7 Look up past exam papers online. Try applying the topic to a short mark exam question. Mark it using the mark scheme.

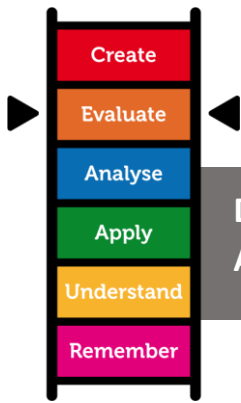


The Challenge Ladder

Analysis Tasks

Separating a whole and examining its component parts or features. Comparing and contrasting (A02).

- 1 Compare and contrast two or more theories, perspectives or studies. Write a comparison paragraph.
- 2 Compare and contrast two or more theories, perspectives or studies. Make a list of differences and similarities.
- 3 Take a key study and de-construct it by explaining its aim, method, procedure, findings and evaluation.
- 4 Create a mind map or flow diagram of a topic, showing all the links and connections.
- 5 Explain a piece of evidence for (supporting) and against (challenging) a theory of perspective.
- 6 Use a piece of evidence to write a PEEL of one key point. Point, Evidence, Explain, Link.
- 7 Conduct a small scale experiment, survey or study and analyse your results. Mean, median, mode, range.

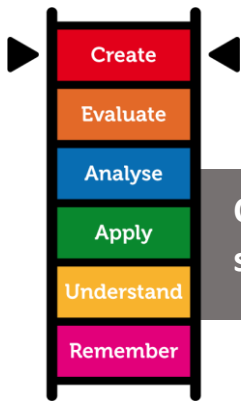


The Challenge Ladder

Evaluation Tasks

Developing opinions, judgements and decisions. Critical thinking skills. A02 strengths and weaknesses.

- 1 Create a table of strengths and weaknesses for a topic, approach, theory, perspective or study.
- 2 Pick a key study or piece of evidence and evaluate it in terms of research methods used.
- 3 Write a short paragraph on how far you agree with the topic and why?
- 4 Opinionated Octopus. Evaluate the topic using 4 strengths and 4 weaknesses.
- 5 Choose a key theory or perspective and explain how one piece of evidence supports or refutes it.
- 6 Use a piece of evidence to write a PEEL evaluation point of a theory. Point, Evidence, Explain, Link.
- 7 Write a critical commentary of the theory or perspective. Use phrases such as 'This supports/suggests.....because.....'



The Challenge Ladder

Creation Tasks

Combining or organising information to form a new whole or create something new. Meta-knowledge.

- 1 Transform a theory or perspective into a comic strip or storyboard.
- 2 Suggest and explain an alternative approach, theory or perspective.
- 3 Write a short exam question and mark scheme. Think about how it will be assessed.
- 4 Create a song, poem, script or article of a topic, theory or perspective.
- 5 Create and plan your own experiment, study or survey to test a theory or perspective.
- 6 Create a role play or puppet show on a topic or theory.
- 7 Produce a revision guide including key points and activities.